


JK PUBLIC SCHOOL, KATHUA

1



JK PUBLIC SCHOOL KATHUA

2

Summer Holidays Homework (Session 2019-20)

CLASS - NURSERY



When the sun
Is shining I can
Do anything; no
Mountain is too
High, no trouble
Too difficult to
Overcome.

Sand and Sun, Summer

Has Begun.

Summer is Ice-cream Scoop

Watermelon and Juice.



Dear Parents,

The long awaited summer vacation is here when you will get an opportunity to spend quality time with your child. The academic session 2019-20 has begun in full swing and students have well settled in their classes. Now with the summer temperature soaring high, children look forward to routine vacation time when they can relax, visit friends and family, travel to see places and chill-out enjoying those little pleasures of life which get left behind during the busy school.

The summer vacations begins

From 1st to 17th July and

School will reopen on 18th July

SUMMER SCREEN RULES

Do these before you can have screen time!

- ☐ Brush teeth
- ☐ Wash face
- ☐ Comb hair
- ☐ Get Dressed
- ☐ Eat breakfast
- ☐ Clean up a space for 10 minutes
- ☐ Read with a stuffed animal
- ☐ Play a game or do a Puzzle
- ☐ Play outside or Take a Walk
- ☐ Create something



© CanStockPhoto.com - csp55900680

Assignments:-

English:- Write Letter L, I & T (5 times each)

Recognize and learn letters A to D.

Rhymes:- I See the Moon, Twinkle – Twinkle

Maths:- Write Numbers 1, 4 & 7 (5 time each)

Learn Counting 1 to 5.

E.V.S:- Learn all Question/Answers that are done in the class.

Hindi Rhymes:- दाँत, किल्ली बौली स्नाँ, आलू-कचालू

Activities:- Make the photo frame with Ice – Cream Sticks and paste your own photo with mom and dad inside the frame (decorate the frame). Paste the frame in any school note book.

General Instructions

1. Homework should be done under parent supervision.
2. Parents must ensure that their children should do their work at his/her own.
3. All the written work should be done in the school notebook only.
4. Students should not tear their notebook pages, homework should be neat and clean.

Have a great
Summer
Vacation!

J. K. PUBLIC SCHOOL, KATHUA.

4

WORKSHEET


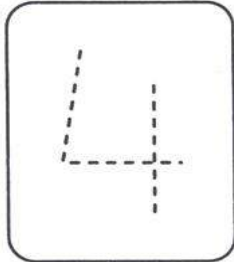
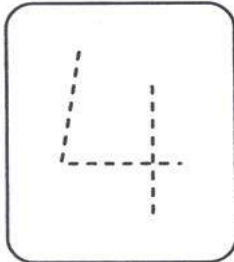
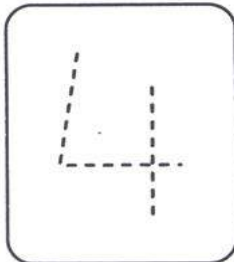
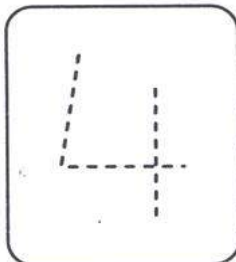
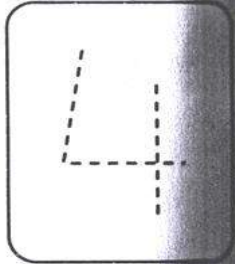
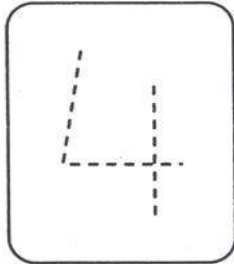
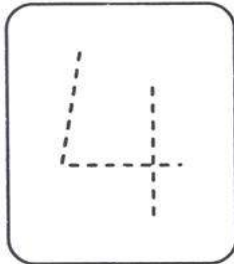
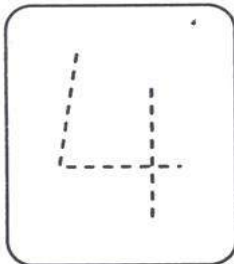
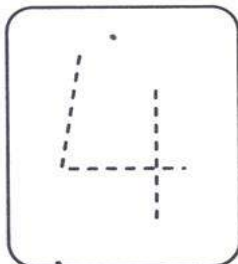
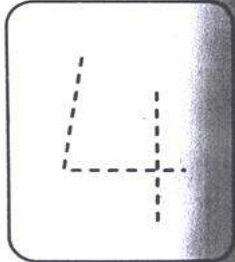
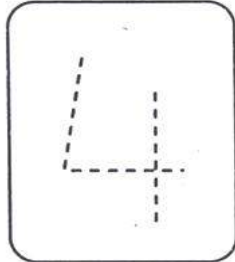
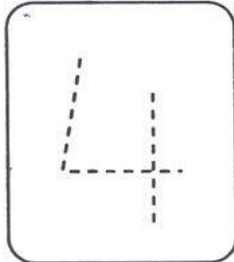
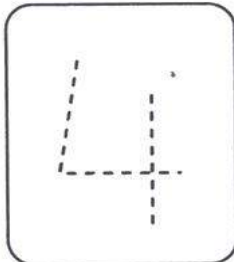
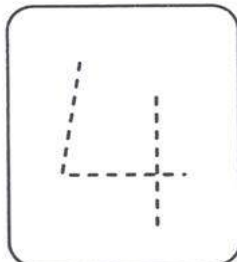
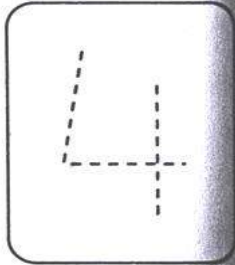
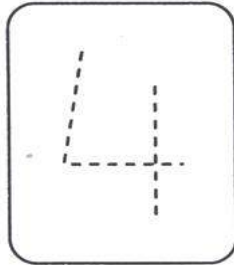
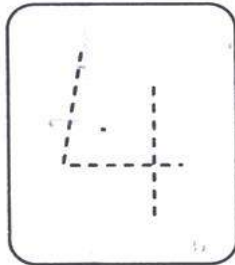
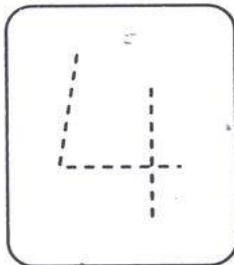
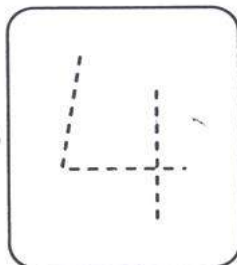
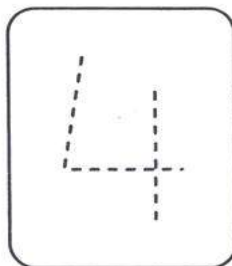
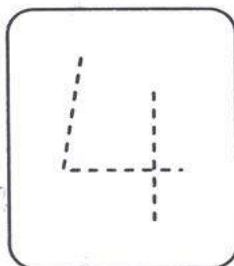
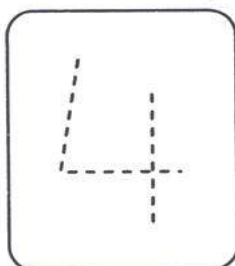
Name: _____

Sub: Maths

Class: Nursery

Date: _____

Trace number - 4'



WORKSHEET


Name: _____

Sub: Maths

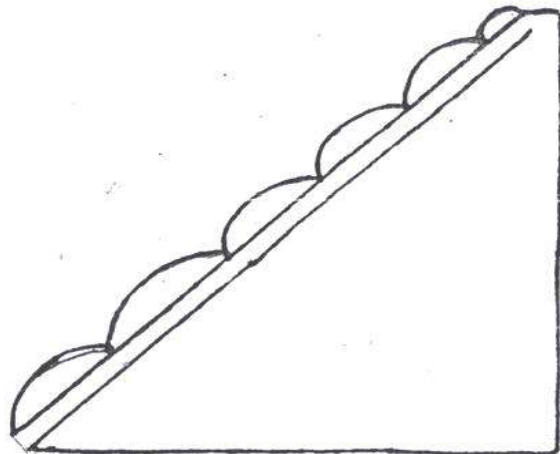
Class: NURSEY

Date: _____


Q. → Parents help the child to recognise and clear the shape of triangle. paste the glue paper in given shapes. (Decorate it).



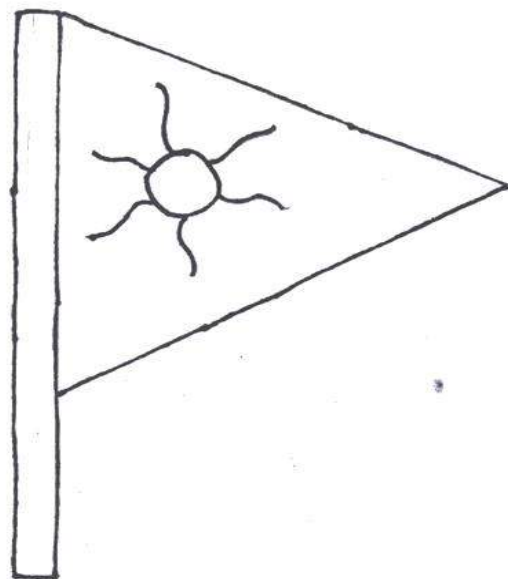
Cap



Sandwich



Ice Cream



Flag


J. K. PUBLIC SCHOOL, KATHUA.WORKSHEET

Name: _____

Sub: MathsClass: Nursey

Date: _____

Q. → Colour the fat cat with brown colour
and circle the thin cat.



J. K. PUBLIC SCHOOL, KATHUA.

7

WORKSHEET


Name: _____

Sub: Maths

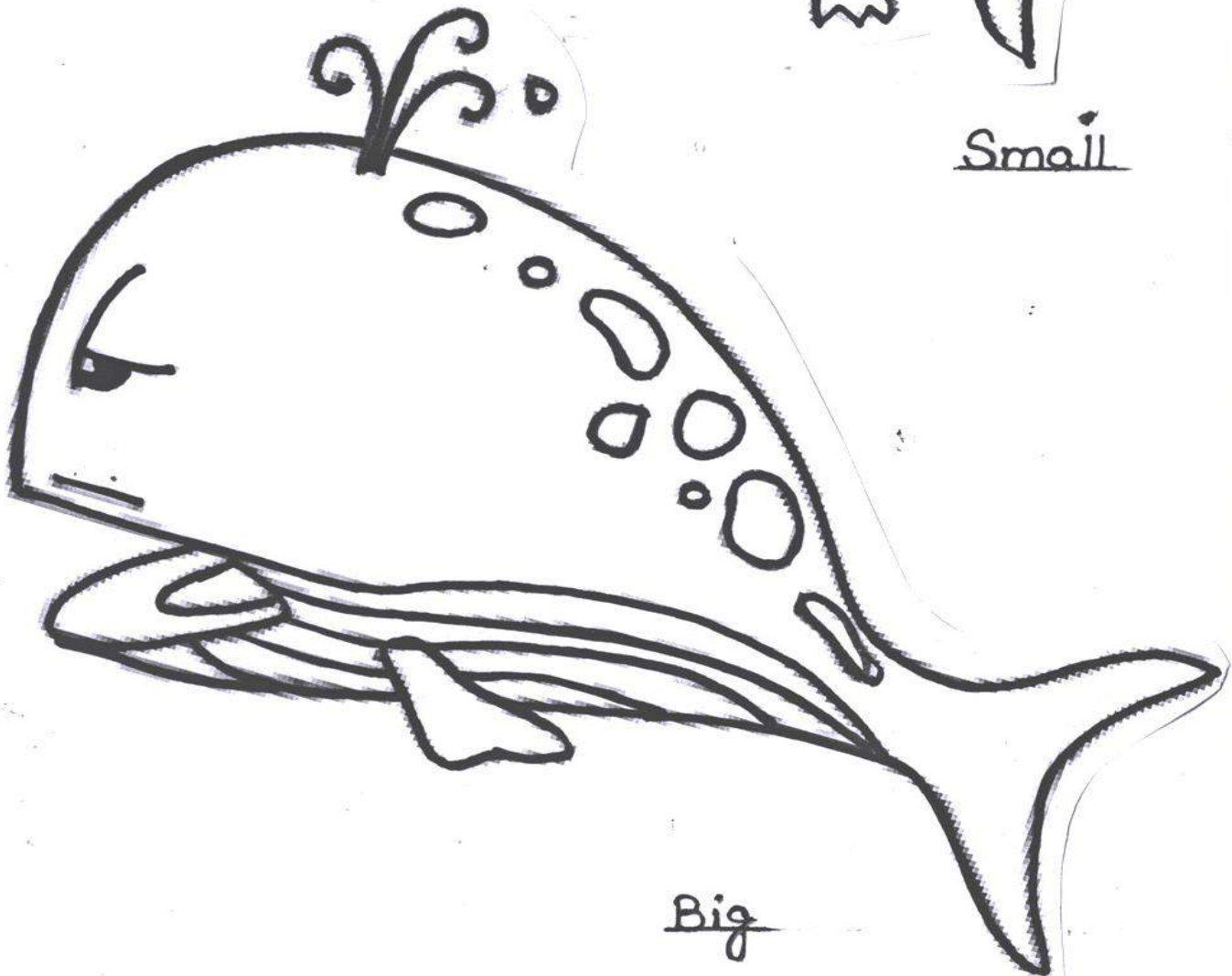
Class: Nursey

Date: _____

Q:-> Colour the big fish in blue colour
and small in red colour.



Small



Big

WORKSHEET

Name: _____

Sub: English

Class: Nurseyy

Date: _____

Tracing Letter. 'I'

	I	I	I	
I	I	I	I	I
I	I	I	I	I
I	I	I	I	I
I	I	I	I	I

J. K. PUBLIC SCHOOL, KATHUA.

9

WORKSHEET

Name: _____

Sub: English

Class: Nursery

Date: _____

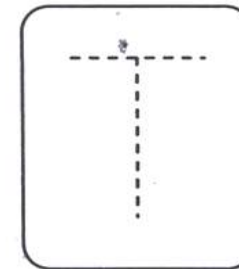
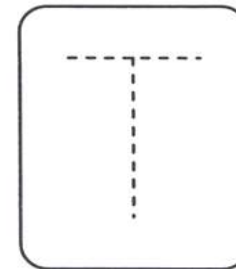
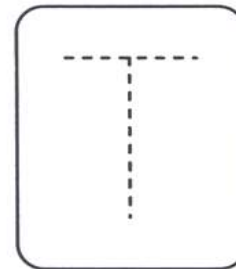
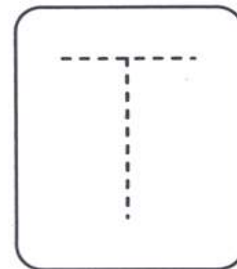
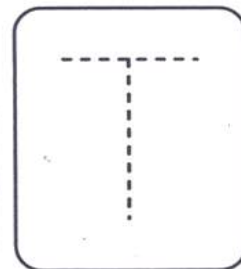
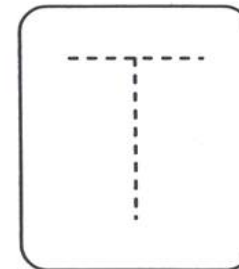
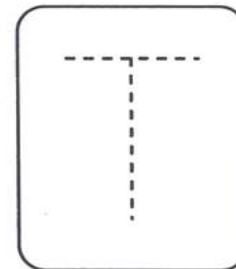
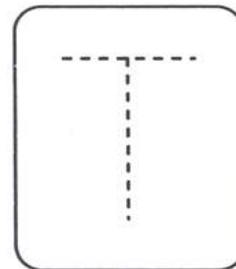
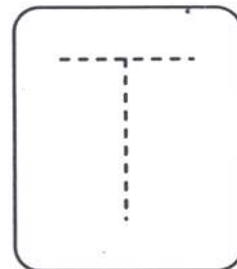
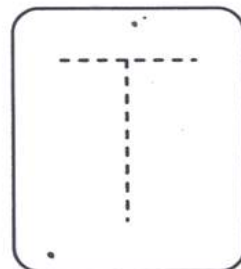
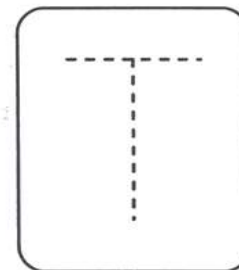
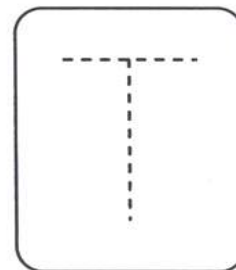
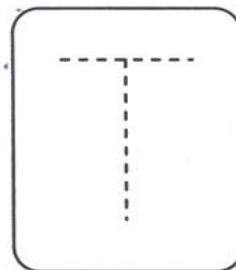
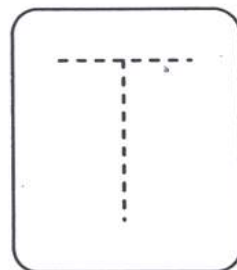
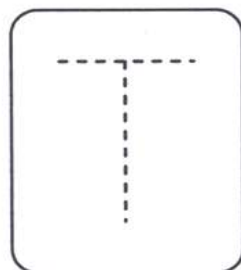
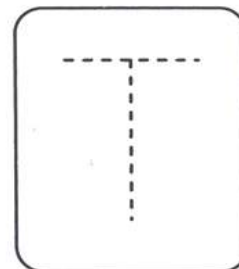
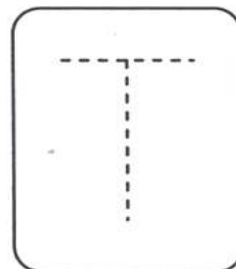
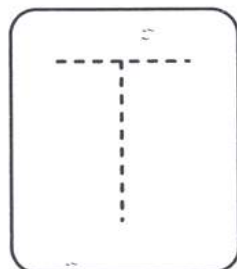
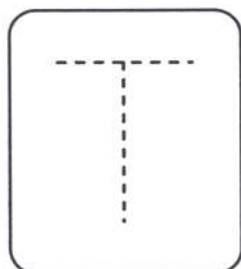
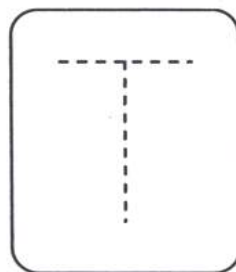
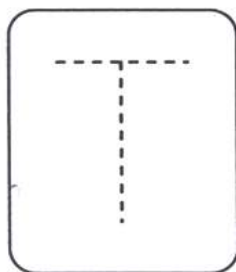
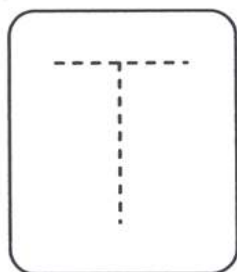
Q:- Paste the pictures of Igloo, Ice-cream,
and Inkpot to recognise the letter 'I'

J. K. PUBLIC SCHOOL, KATHUA.WORKSHEET

Name: _____

Sub: EnglishClass: Nursery

Date: _____

Tracing the Letter 'T'

J. K. PUBLIC SCHOOL, KATHUA.

11

WORKSHEET

Name: _____

Sub: English

Class: Nursery

Date: _____

Q:→ Paste the pictures of Tree, Tiger, Tap to
recognise the letter 'T'

J. K. PUBLIC SCHOOL, KATHUA.

12

WORKSHEET

Name: _____

Sub: E.V.S

Class: Nursery

Date: _____

Q: Paste the picture of your family and draw the concept of family members.

MY SELF			
Grand Father	Grand Mother	Father	Mother
Uncle	Aunt	Cousion	Cousion